



Dr. Albert F. Argenziano School

School Improvement Plan 2025 - 2026

Glenda Soto
Principal

Theory of Action

for our School Improvement Plan 2024 - 2027

If we ...explicitly focus on data indicating inequities at all levels of the organization, particularly for students who identify as Hispanic/Latino, to make informed adjustments in practice, then, our students, particularly those who identify as Hispanic/Latino, will show significant progress academically, feel more engaged and connected to school, and we will see a reduction in achievement gaps.

Overview of Academic Goal

Improve students' academic achievement in Mathematics

Overview of Equity Goal

Meet the DESE target scale scores for Hispanic students in ELA & Math (close gaps)

According to the Accountability Data ...

School made significant progress in the accountability ranking



Annual target percentage: (based on criteria)

2023 = 27%

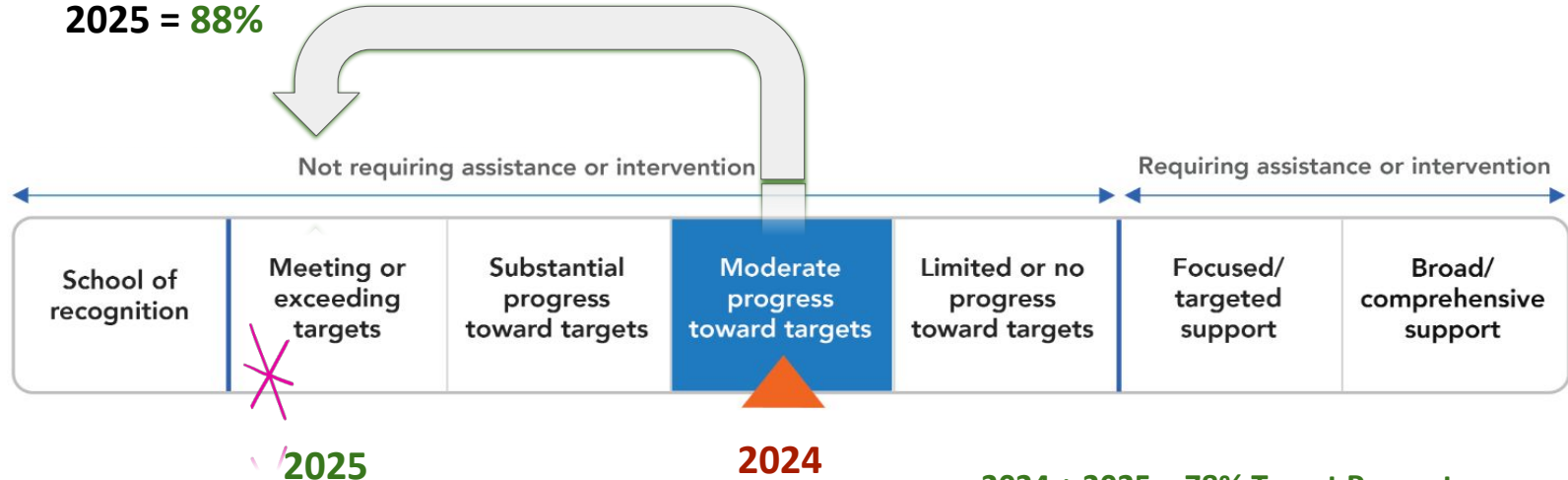
2024 = 64%

2025 = 88%

As compared to other state schools

2023 and 2024 = 33 percentile

2024 - 2025 = 40 percentile



2024 + 2025 = 78% Target Percentage

2023 + 2024 = 49% Target Percentage

Areas of Strength

Accountability Data for Spring 2025 showed:

- **78% Meeting/Exceeding Targets**
- **Achievement MCAS:**
 - 3 out of 4 pts ELA
 - 3 out of 4 pts Math
 - 4 out of 4 pts Science
- **Growth MCAS:**
 - 3 out of 4 pts ELA
 - 2 out of 4 pts Math
- **Chronic Absenteeism reduction:**
 - 4 out of 4 pts
- **Hispanic/Latino Subgroup:**
 - Annual Target Percentage went from 13% in 2024 to 72% in 2025
 - From 0 pts awarded in 2024 for MCAS achievement to 9 out of 12 points awarded
 - in 2025
- **Lowest Performing Group:** Exceeded targets in both Math and ELA
- **Science:** All subgroups (except White) exceeded the targets. In 2024, all points were declined.



Girls Basketball Intramurals Champions 2025

Areas of Strength: Attendance

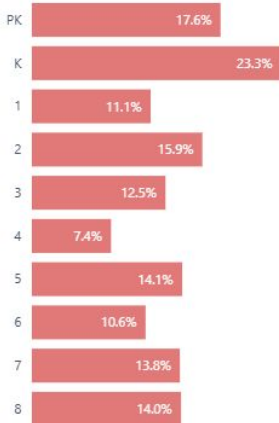
94.8%

Attendance Rate
Year-to-date

Running Attendance Last 3 Years



Chronic Absenteeism by Grade

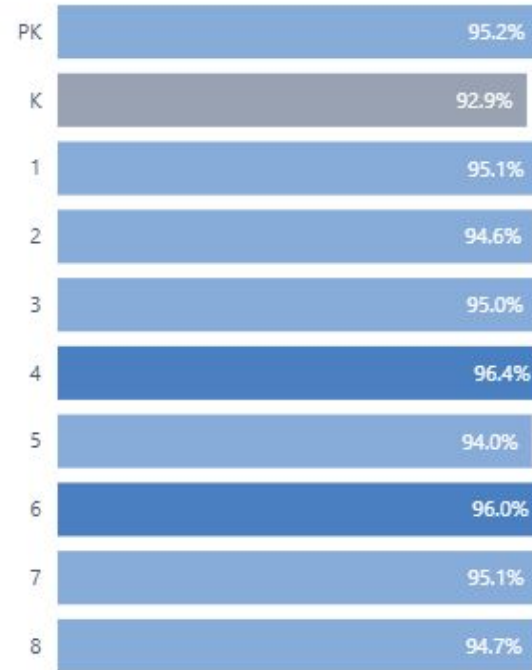


Lowest 92.9% Highest 96.4%

Overall, attendance continues to improve as compared to prior years.

* *Kindergarten attendance (lowest of all grades)*

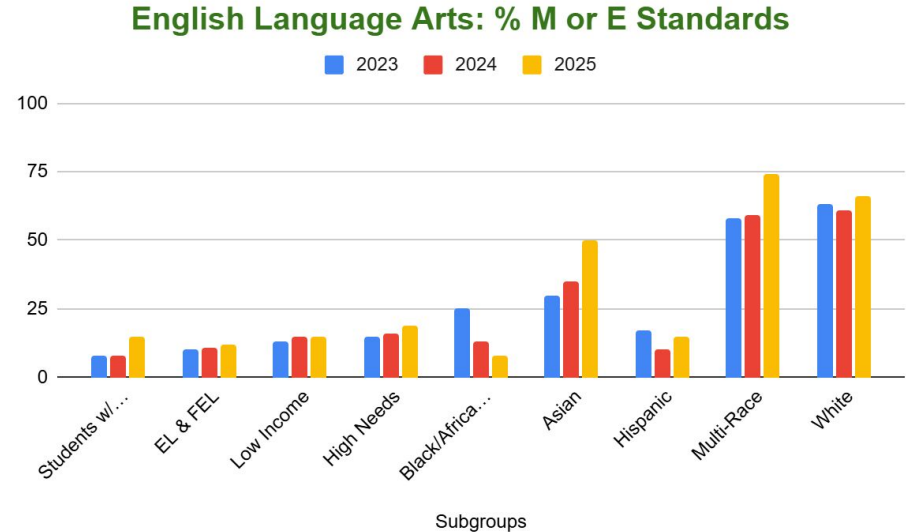
Attendance by Grade



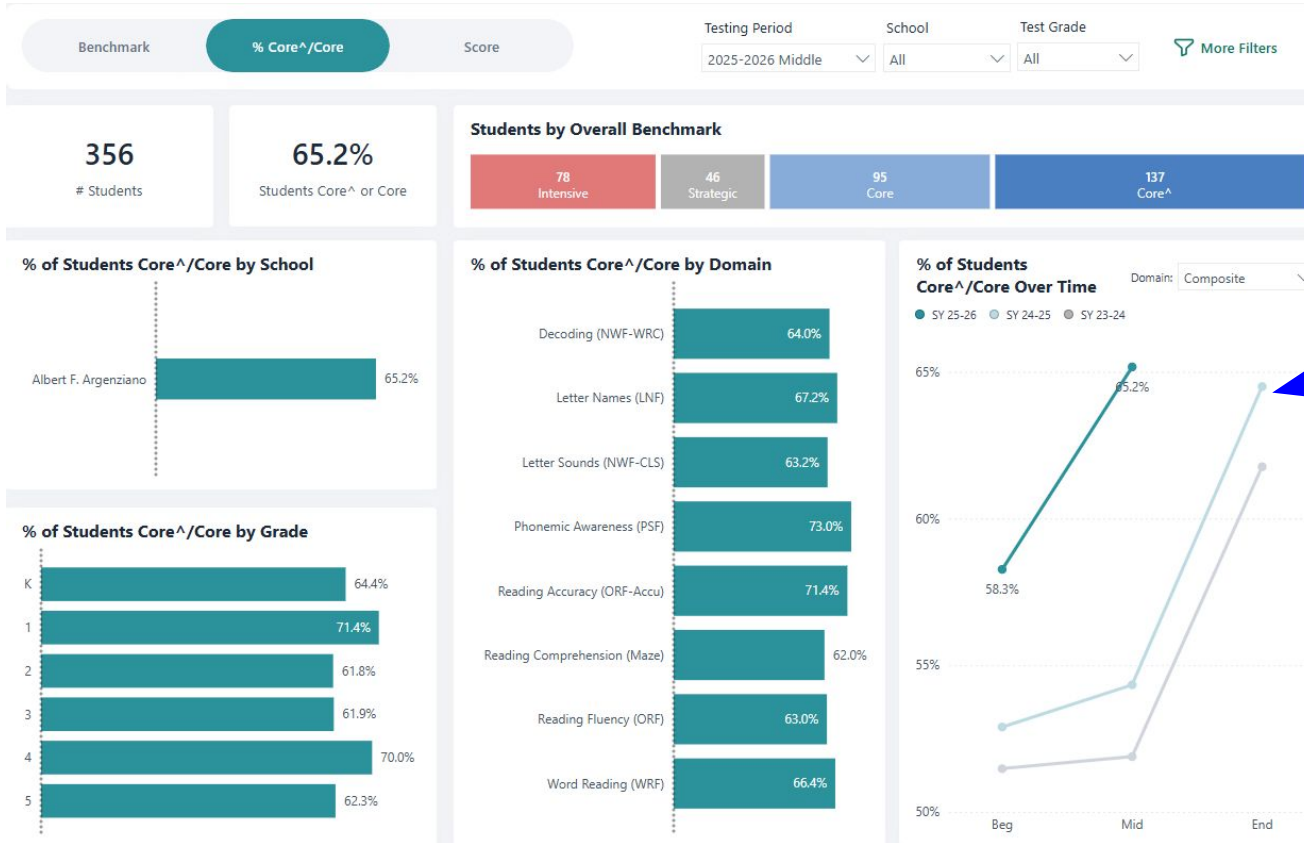
Student Growth in ELA

Percent of students meeting and exceeding standards as measured by the ELA MCAS grades 3 - 8.
Students are improving, meeting or exceeding targets established by DESE.

ELA Subgroups	% of Students Meeting/Exceeding Standards			Target
	2023	2024	2025	
Students w/Disabilities	8	8	15	Exceeded
EL & FEL	10	11	12	No Change
Low Income	13	15	15	Met
High Needs	15	16	19	Improved
Black/African American	25	13	8	---
Asian	30	35	50	Exceeded
Hispanic	17	10	15	Improved
Multi-Race	58	59	74	Exceeded
White	63	61	66	Exceeded



Student Growth: Reading



65.2% of the students in grades K - 5 are reading at Core/Core+ according to the mid-year DIBELS for this school year.

While **64.5%** of the students were reading at Core/Core+ at the end of last school year.

Students continue to make growth in reading.

Areas of Growth

- Performance of our Hispanic Students (many who are ELs) in all subject areas.

% of Students (Whole School) Meeting/Exceeding Standards

- ELA = 44%
- **Math = 34%**
- Science (5th & 8th) = 45%
- Civics (8th) = 42%
- Improvement of academic performance in Mathematics across all grades for all subgroups.

White
%M/E in ELA = 66%
Avg Score = 507.9

Summary Metrics by Student Group - ELA

Student Group	# Students	% M+E	Avg Score	Median SGP
EL	88	3%	465	51
IEP	70	16%	472	45
Low Income	145	17%	476	53
High Needs	195	19%	478	53
504	24	63%	504	58

White
%M/E in Math =
52%
Avg Score = 499.7

Summary Metrics by Student Group - Math

Student Group	# Students	% M+E	Avg Score	Median SGP
EL	94	3%	468	49
IEP	71	8%	471	44
Low Income	148	11%	474	52
High Needs	201	13%	477	50
504	24	54%	499	65



Progress towards the established goals

Progress towards Academic Goal: Math

Goal 1: Academic (Math increase in Average Scale Score)			
Metric	2025 Target	2025 outcome	Target
MCAS Math			
All students	489.2	488.9	Met
Lowest Performing Group	461.5	463.4	Exceeded
High Needs	476.5	475.6	Improved
ELL and former ELLs	475.1	471.8	Improved
Low Income	472.5	473.1	Exceeded
Students with Disabilities	471.2	470.1	Met
Asian	503.1	502	Improved
Hispanic/Latino	471	470.9	Met
Multi-Race/ Not Hispanic	497.8	504	Exceeded
White	500	499.7	Met

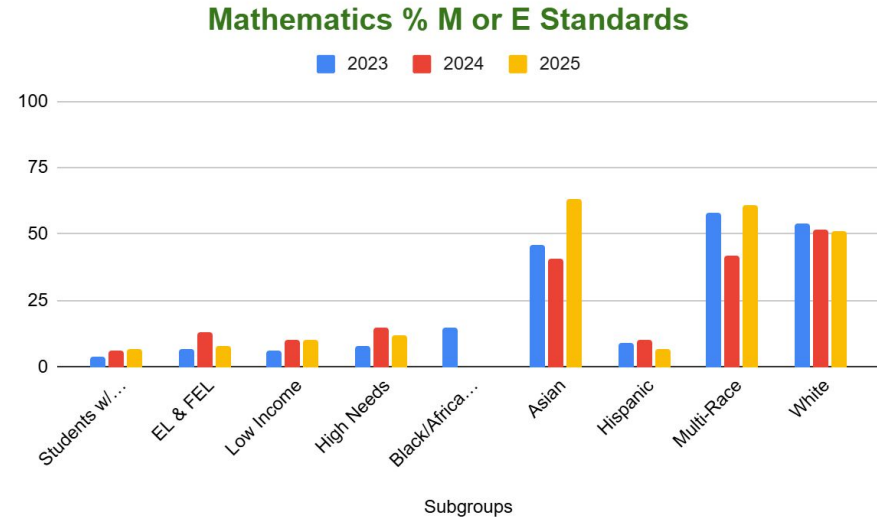


Our students improved, met or exceeded targets as established by DESE for all subgroups!

Student Growth in Math

Percent of students meeting and exceeding standards as measured by the Math MCAS grades 3 - 8.
Students are improving, meeting or exceeding targets established by DESE.

MATH Subgroups	% of Students Meeting/Exceeding Standards			Target
	2023	2024	2025	
Students w/Disabilities	4	6	7	Met
EL & FEL	7	13	8	Improved
Low Income	6	10	10	Met
High Needs	8	15	12	Improved
Black/African American	15	0	0	----
Asian	46	41	63	Improved
Hispanic	9	10	7	Exceeded
Multi-Race	58	42	61	Exceeded
White	54	52	51	Met



Progress in Academic Goal: Math

	Percent of ALL Students on or above grade level						
i-Ready Math Gr 3-8	Fall 2024	Winter 2025	Spring 2025	MCAS 2025	Fall 2025	Winter 2026	Change
Gr 3	17.7%	35%	54.2%	28%	19%	40.3%	21
Gr 4	36.1%	50%	57.7%	38%	36%	46.4%	10
Gr 5	26.3%	31.50%	44.4%	21%	36.0%	46.8%	10
Gr 6	36.1%	41.70%	52.5%	44%	47%	57.8%	10
Gr 7	25.0%	35.90%	50.0%	37%	36.0%	44.4%	12
Gr 8	23.4%	40.90%		38%	31.0%	36.4%	5



In analyzing with our teams the discrepancies between MCAS performance and i-Ready, we determined that the difference could be in writing. i-Ready does not test students writing skills nor has open responses. MCAS open responses are rigorous.

Big question: *Are students able to show their mathematical thinking in writing?*


Equity Goal Progress

Our Hispanic students improved the average scale score in ELA and met the target for Math average scale score.

Goal 2: Equity (Increase Hispanic Students Average Scale Score ELA and Math)			
Metric	2025 Target	2025 outcome	Target
MCAS ELA			
All students	494.5	494.2	Met
Hispanic/Latino	474.4	473.8	Improved
White	506.8	507.9	Exceeded
MCAS Math			
All students	489.2	488.9	Met
Hispanic/Latino	471	470.9	Met
White	500	499.7	Met

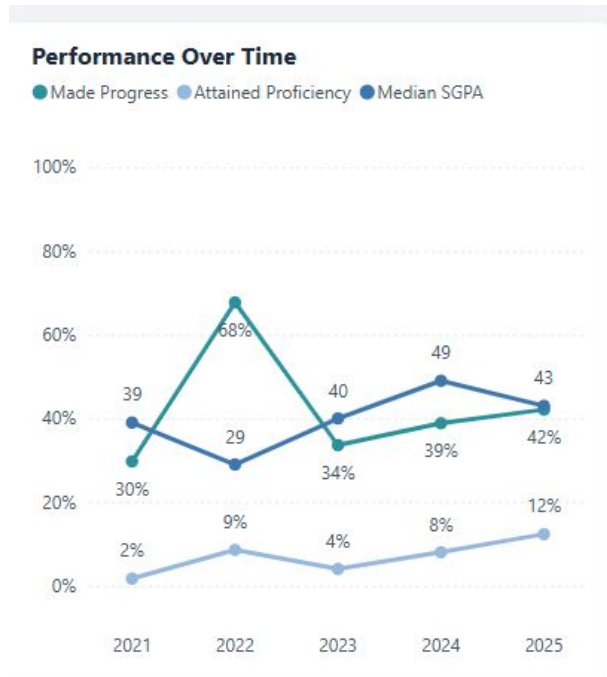
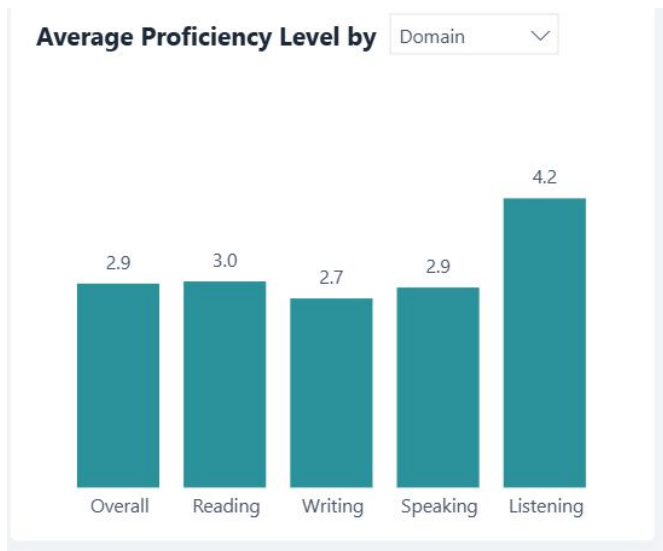
The targets established by DESE require an improvement of 4-5 points in students' average scale score.

Key: Improving writing skills. Writing to express your thinking



Equity Goal Progress: ACCESS

MLL students are making steady progress on the ACCESS test.
2023: Only 4% attained proficiency (12%)
34% made progress (42%)
Overall average 2.56 (2.94)




Key: Writing to express your thinking

Dr. Albert F. Argenziano School

**Action steps for the last year of the
School Improvement Plan
2024 - 2027**

Welcome to our Community!

for 2026 - 2027 and beyond



Programmatic changes:

- Closing of the Newcomer (SEI-1) classrooms
- Welcoming the AIM Program for students in Kindergarten to 8th grade

Our team is getting ready to welcome to students and parents of the AIM program: Professional Development and coordinating visits.

We are committed to providing a safe, welcoming environment for our new students by collaborating with all stakeholders during this transition.

Year 3: Action Steps

Goal 1: Academic Progress in Math

- Monitor use and implementation of IM curriculum and i-Ready Personalized Instructional Tool
- Pilot a push-in model for Math Intervention where students are provided interventions around skills related to the grade level content
- Develop and deliver Professional Development in writing in Math (sequential explanation)
- Deep dive on open responses item analysis to understand students performance and needs

Goal 2: Equity Goal

- Complete the Professional Development: Unlocking Multilingual Learners Potential
- Develop and deliver Professional Development on the different modes of writing across content areas
- Maximize reading intervention groups to increase academic impact to as many students as possible

Year 3: Action Steps

Goal 3:

- Continue training classroom teachers on Tier 1 Restorative Practices to foster community and are utilized in the majority of classrooms (80%) by June 2026:
Current %
- Deliver relevant professional development for teachers to continue to support Social Emotional Learning and anti-bias training.
- Implement quarterly assemblies on restorative practices for students.

Goal 4:

- Create and provide opportunities to welcome the new families and staff of the AIM program to our school community (starting NOW).
- Create and deliver math and literacy workshops to provide opportunities to parents to learn about the curriculum.

QUESTIONS?

School Improvement Plan 2024 - 2027

Dr. Albert F. Argenziano
School